

Models

E18MJ, T26E & E33MJ

TOUCAN® SERIES MAST BOOM LIFTS

JLG

Distributed By:



www.onesourcerental.com



E18MJ



T26E



E33MJ

Reach Specifications

Platform Height	18 ft 1 in. (5.51 m)	26 ft 5 in. (8.05 m)	32 ft 9 in. (9.98 m)
Horizontal Outreach	9 ft (2.74 m)	8 ft 8 in. (2.64 m)	14 ft 6 in. (4.42 m)
Up and Over Height	14 ft (4.27 m)	22 ft (6.71 m)	23 ft 6 in. (7.16 m)
Swing	360 Degrees Non-continuous	360 Degrees Non-continuous	360 Degrees Non-continuous
Platform Capacity	500 lb (227 kg)	500 lb (227 kg)	500 lb (227 kg)

Dimensional Data

Platform Size	27.5 x 35.4 in. (70 x 90 cm)	27.5 x 35.4 in. (70 x 90 cm)	27.5 x 43.3 in. (70 x 110 cm)
Stowed Height	6 ft 6.5 in. (1.99 m)	6 ft 6.5 in. (1.99 m)	6 ft 6.5 in. (1.99 m)
Stowed Width	39 in. (99 cm)	45 in. (1.14 m)	47.2 in. (120 cm)
Stowed Length	9 ft 6 in. (2.89 m)	9 ft 1 in. (2.77 m)	12 ft 7 in. (3.85 m)
Tailswing	4 in. (10 cm)	4 in. (10 cm)	6 in. (15 cm)
Wheelbase	4 ft 3 in. (1.3 m)	3 ft 11 in. (1.2 m)	5 ft 3 in. (1.60 m)
Weight	5,952 lb (2,700 kg)	6,834 lb (3,100 kg)	11,574 lb (5,250 kg)
Ground Bearing Pressure	178 psi (12.3 kg/cm ²)	256 psi (18.0 kg/cm ²)	287 psi (20.0 kg/cm ²)
Ground Clearance	3 in. (8 cm)	3 in. (8 cm)	3 in. (8 cm)

Chassis

Drive Speed Stowed	2.5 mph (4.0 kmph)	3.4 mph (5.5 kmph)	2.2 mph (3.6 kmph)
Drive Speed Elevated	0.43 mph (0.7 kmph)	0.43 mph (0.7 kmph)	0.43 mph (0.7 kmph)
Gradeability	20%	25%	20%
Tire Size	16 x 5 x 10.5	125 x 406	18 x 7 x 12.12
Turning Radius (Inside)	0 in. (0 m)	1 ft 10 in. (0.55 m)	60 in. (1.53 m)
Turning Radius (Outside)	5 ft 9 in. (1.75 m)	6 ft 11 in. (2.10 m)	10 ft 6 in. (3.20 m)

Power Source

Battery	24V, 300 amp-hr	24V, 240 amp-hr	24V, 930 amp-hr
Battery Charger – Output	25 amps	25 amps	55 amps
Brakes	Spring Applied	Spring Applied	Spring Applied

Features

110V-AC Receptacle in the Platform
360 Degree Non-continuous Swing
Emergency Lowering Pump
Proportional Controls
5 Degree Tilt Alarm/Indicator Light
Dual Warning Beacons

Battery Condition Indicator
All Motion Alarm
Hourmeter
Lifting Eyes
Tie-down Lugs
Horn

Accessories & Options

½ in. Airline to Platform*
Platform Work Lights*

* Airline and Platform Work Lights are not available in combination.



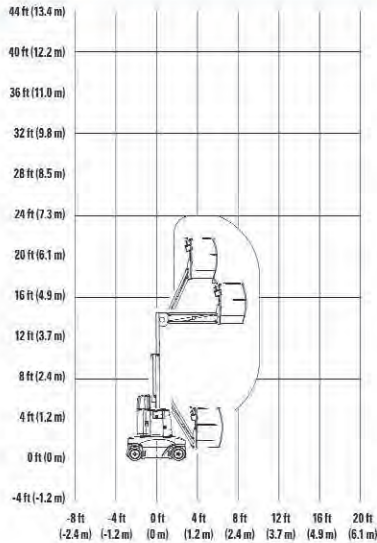
Distributed By:



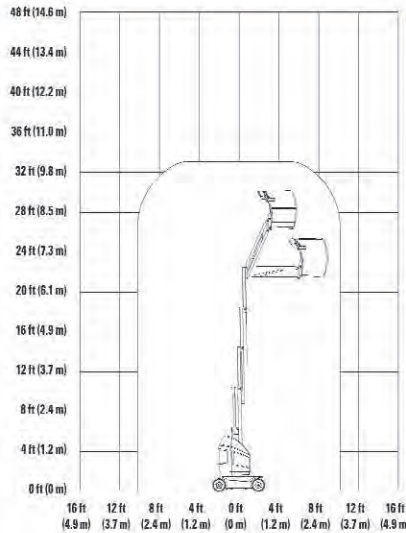
www.onesourcerental.com

Models E18MJ, T26E & E33MJ MAST BOOM LIFTS

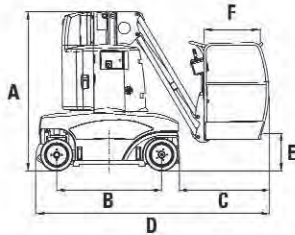
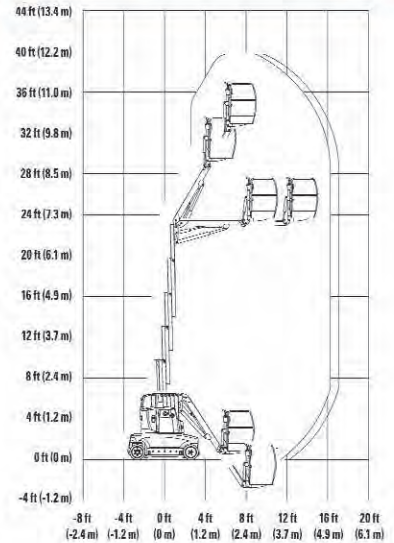
E18MJ



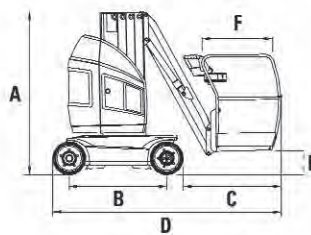
T26E



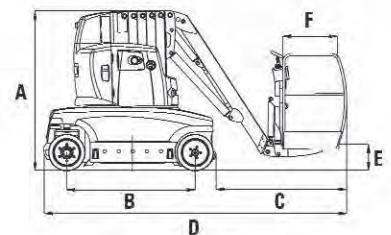
E33MJ



- A. 6 ft 6.5 in. (1.99 m)
- B. 4 ft 3 in. (1.30 m)
- C. 3 ft 8 in. (1.12 m)
- D. 9 ft 6 in. (2.9 m)
- E. 18.5 in. (47 cm)
- F. 27.5 in. (70 cm)



- A. 6 ft 6.5 in. (1.99 m)
- B. 3 ft 11 in. (1.20 m)
- C. 3 ft 8 in. (1.12 m)
- D. 9 ft 1 in. (2.77 m)
- E. 18.5 in. (47 cm)
- F. 27.5 in. (70 cm)



- A. 6 ft 6.5 in. (1.99 m)
- B. 5 ft 3 in. (1.60 m)
- C. 5 ft 7 in. (1.7 m)
- D. 12 ft 7 in. (3.85 m)
- E. 16 in. (40 cm)
- F. 27.5 in. (70 cm)

The JLG "1 & 5" Warranty

JLG Industries, Inc. backs our Mast Boom Lifts with our exclusive "1 & 5" Warranty. We provide coverage for one (1) full year, and cover all specified major structural components for five (5) years. These machines meet or exceed applicable OSHA Regulations in 29 CFR 1910.67, 29 CFR 1926.453, ANSI A92.5-2006 and CSA standard CSA-B354.4-02 as originally manufactured for intended applications. We reserve the right to make price, specification, and/or equipment changes without prior notification.

Form No.: SS-MB-0406
R111002
Part No.: 3132127
Printed in USA



JLG Industries, Inc.

1 JLG Drive
McConnellsburg, PA 17233-9533
Telephone 717-485-5161
Toll-free in US 877-JLG-LIFT
Fax 717-485-6417

www.jlg.com

An Oshkosh Corporation Company