


601S

TELESCOPIC BOOM LIFT

Distributed By:

One Source
RENTALS • SALES • SERVICE

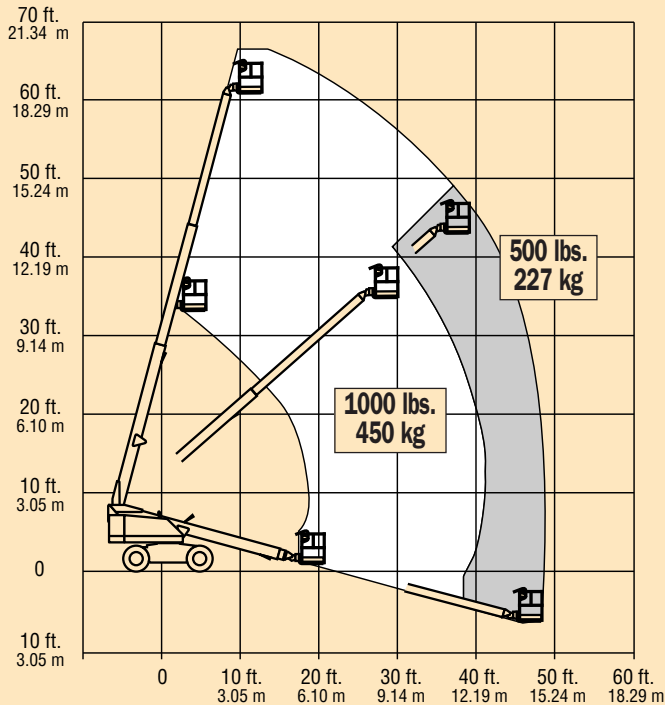
www.onesourcerental.com



www.jlg.com

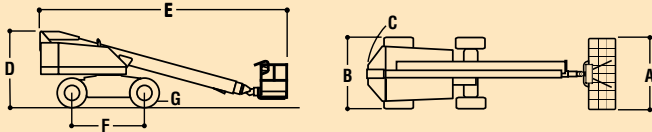
JLG®

JLG MODEL 601S



REACH SPECIFICATIONS

Platform Height	60 ft. (18.29 m)
Horizontal Outreach	49 ft. (14.93 m)
Swing	360 Degrees Continuous
Platform Capacity – Restricted	1000 lbs. (450 kg)
Platform Capacity – Unrestricted	500 lbs. (227 kg)
Platform Rotator	160 Degrees Hydraulic



DIMENSIONAL DATA

A. Platform Size	30 in. x 72 in. (0.76 m x 1.83 m)
B. Overall Width	8 ft. (2.44 m)
C. Tailswing	3 ft. 9 in. (1.14 m)
D. Stowed Height	8 ft. 4 in. (2.54 m)
E. Stowed Length	27 ft. 5 in. (8.36 m)
F. Wheelbase	8 ft. 1 in. (2.46 m)
G. Ground Clearance	11 in. (28 cm)
Gross Vehicle Weight	21,500 lbs. (9,752 kg)
Max. Ground Bearing Pressure	64 psi (4.5 kg/cm ²)

CHASSIS

Drive Speed	3.0 mph (4.8 kph)
Gradeability	45%
Tires	14 x 17.5 Lug Tread
Axle Oscillation	8 in. (20.4 cm)
Turning Radius	
(Inside/Outside)	11 ft. 5 in./17 ft. 8 in. (3.48 m/5.38 m)

POWER SOURCE

Dual Fuel Engine, Ford LRG-425 EF1	82 hp (61 kW)
Diesel Engine, Deutz F3M1011F	47 hp (35 kW)
Fuel Tank Capacity	26 gal. (98.4 L)
Hydraulic Reservoir	31 gal. (117.3 L)
Auxiliary Power	12V DC

PERFORMANCE FEATURES

Standard Features

- 30 x 72 in. (0.76 x 1.83 m) Side Entry Platform
- 160 Degree Hydraulic Platform Rotator
- Platform Console Machine Status Light Panel¹
- 110V-AC Receptacle in the Platform
- Oscillating Axle
- 5 Degree Tilt Alarm/Indicator Light
- 14 x 17.5 Rim Protector Lug Tread Tires
- Swing-Out Engine Tray
- Steel Engine Hood
- 12V-DC Auxiliary Power
- Proportional Controls
- Control ADE™ System
- Tie Down Lugs
- Hourmeter
- Horn

Available Options

- 30 x 60 in. Side Entry Platform
- 1/2 in. Air Line to Platform
- Foam-Filled Tires
- Hostile Environment Kit²
- All Motion Alarm
- Alarm Package³
- Flashing Amber Beacon
- 2500W Generator
- 43.5 lb. Propane Tank
- Enhanced Hostile Environment Package⁴

1. Provides indicator lights at platform control console for system distress, low fuel, 5 degree tilt light, and foot switch status.
2. Includes boom wiper seals, cylinder bellows and acrylic console cover.
3. Includes all-motion alarm and flashing beacon.
4. Includes:
 - High Capacity Rating 750 lb. Unrestricted Turntable Bearing Spacer Ring
 - Pinion Gear Guard/Wiper
 - Hood Seals
 - Turntable Bump Guard Bars
 - Perforated Swing-Out Engine Tray
 - Perforated Turntable Base Plate
 - Boom Wipers
 - Cylinder Bellows
 - Non-Corroding Power Track
 - Power Track Cover and Bump Guard Bar
 - Protective Sheathing on Hoses/Cables
 - Cast Aluminum Control Console
 - Control Console Heavy Duty Cover
 - Heavy Duty Air Cleaner
 - Lifting Lugs

The JLG “1 & 5” Warranty

JLG Industries, Inc. backs our products with our exclusive “1 & 5” Warranty. We provide coverage on all products for one (1) full year, and cover all specified major structural components for five (5) full years. Due to continuous product improvements, we reserve the right to make specification and/or equipment changes without prior notification. This machine meets or exceeds applicable OSHA Regulations in 29 CFR 1910.67, 29 CFR 1926.453, ANSI A92.5-1992, as originally manufactured for intended applications.

Distributed By:



www.onesourcerental.com

JLG Industries, Inc.

1 JLG Drive
 McConnellsburg, PA 17233-9553
 Telephone 717-485-5161
 Toll-free in US 877-JLG-LIFT
 Fax 717-485-6417
www.jlg.com

Printed in USA
 FORM NO.: SS-601-598-20M
 PART NO.: 3131011
 R02014

